

Kawasaki Z1000SX 2017-2019 (SH-V4-C + SH-U01)

Remove the windshield.



Remove the black plastic front fairing.



Unplug the dashboard connector.

*(Gray, 20 pole connector behind the dashboard.)*




# SpeedoHealer Supplementary Manual




Kawasaki Z1000SX 2017-2019 (SH-V4-C + SH-U01)

Cut the Pink wire from the dashboard connector.




Connect the SpeedoHealer White wire to the Pink wire end, which is at the wiring harness side.

Connect the SpeedoHealer Green wire to the Pink wire end, which goes to the dashboard connector.



Splice the SpeedoHealer Red wire to the Brown/White wire.

Splice the SpeedoHealer Black wire to the Black/Yellow wire.





## Kawasaki Z1000SX 2017-2019 (SH-V4-C + SH-U01)

Typical position for the SpeedoHealer.

Secure the unit properly.

